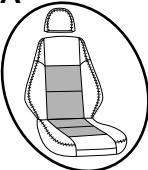


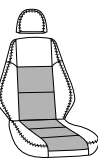


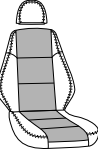

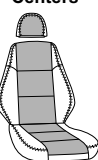
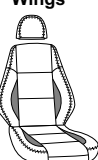

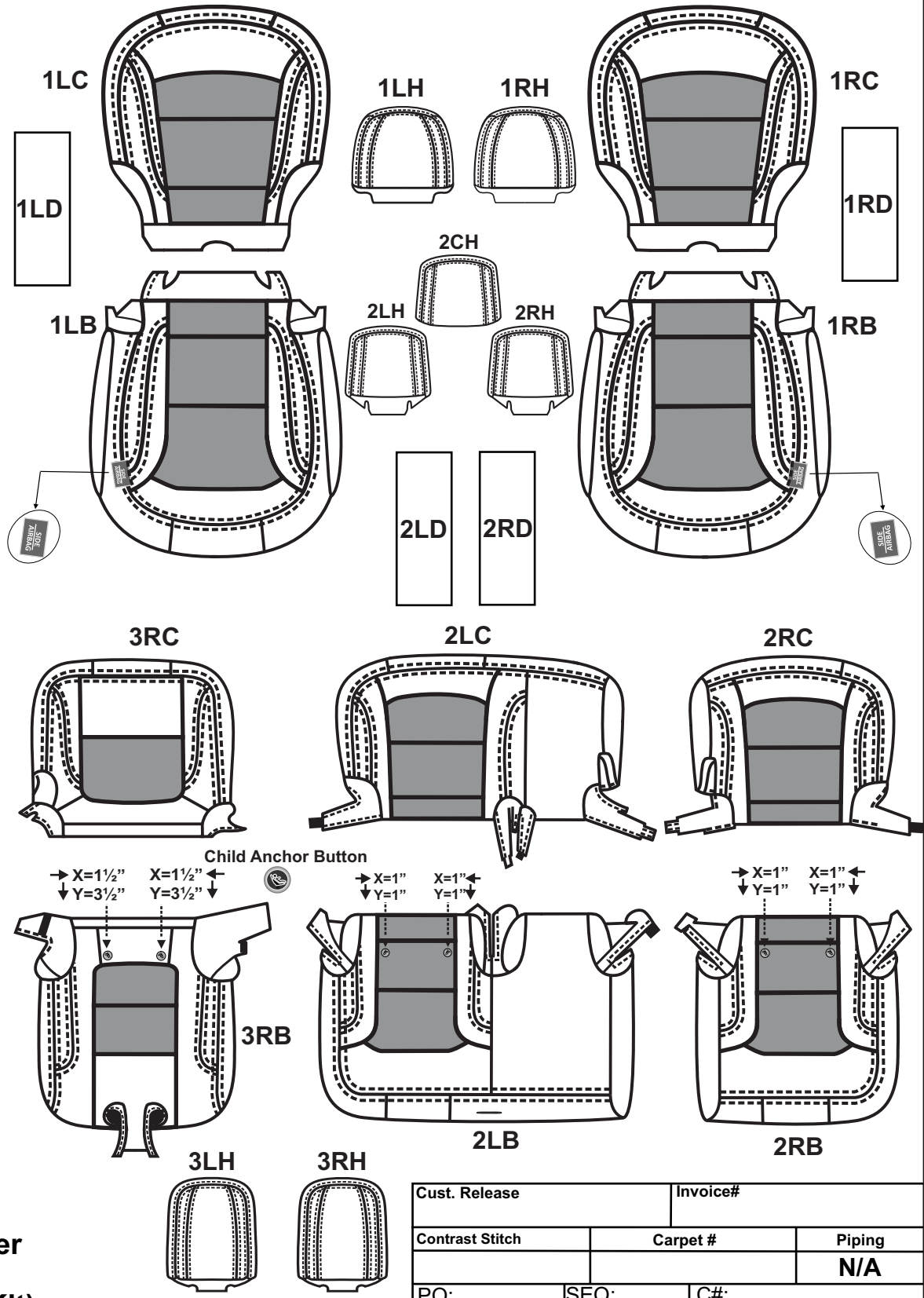


- A Inserts**

 Perf. Option 
 Trim Color 
- B Combo**

 Second Color 
 Logo No. 
- C Body**

 Logo Colors 
- D Centers**

 Logo Location

F/H	R/H
F/B	R/B
- E Wings**

 Special Work Sheet 

Factory Two Tone = **N/A** Factory Perforated = **A**

FACTORY COLORS	RECOMMENDED COLORS
Ebony	001 Black
Med Light Camel	142 Saddle

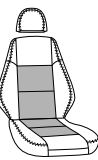


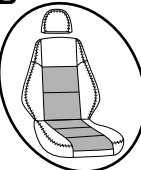


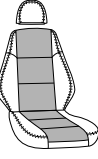

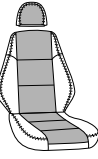


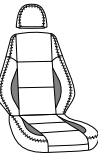

656447 A
 2016 Ford Explorer
 Base / XLT 3Row
 w/AB's (Q Value Kit)

Cust. Release		Invoice#	
Contrast Stitch	Carpet #		Piping
			N/A
PO:	SEQ:	C#:	

Shaded Areas Represent Two Tone.

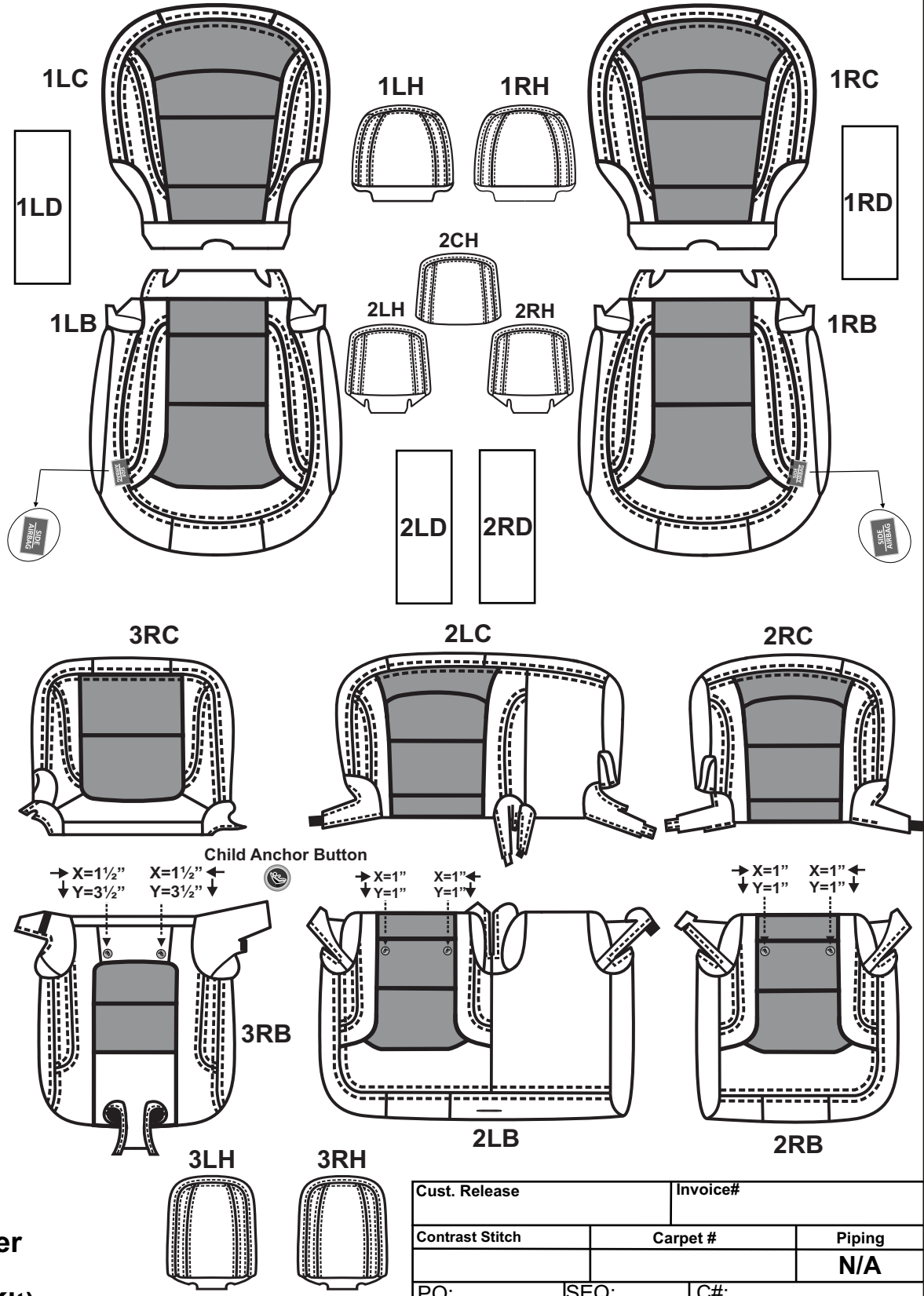
Release Required: This is a Special Order that is Non-Cancelable & Non-Returnable

- A Inserts**

 Perf. Option 
 Trim Color 
- B Combo**

 Second Color 
 Logo No. 
- C Body**

 Logo Colors 
- D Centers**

 Logo Location

F/H	R/H
F/B	R/B
- E Wings**

 Special Work Sheet 

Factory Two Tone = **N/A** Factory Perforated = **A**

FACTORY COLORS	RECOMMENDED COLORS
Ebony	001 Black
Med Light Camel	142 Saddle

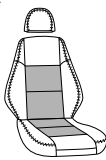


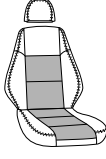


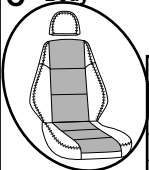

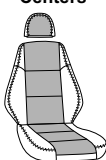




656447 B
 2016 Ford Explorer
 Base / XLT 3Row
 w/AB's (Q Value Kit)

Cust. Release		Invoice#	
Contrast Stitch	Carpet #		Piping
			N/A
PO:	SEQ:	C#:	

Shaded Areas Represent Two Tone.

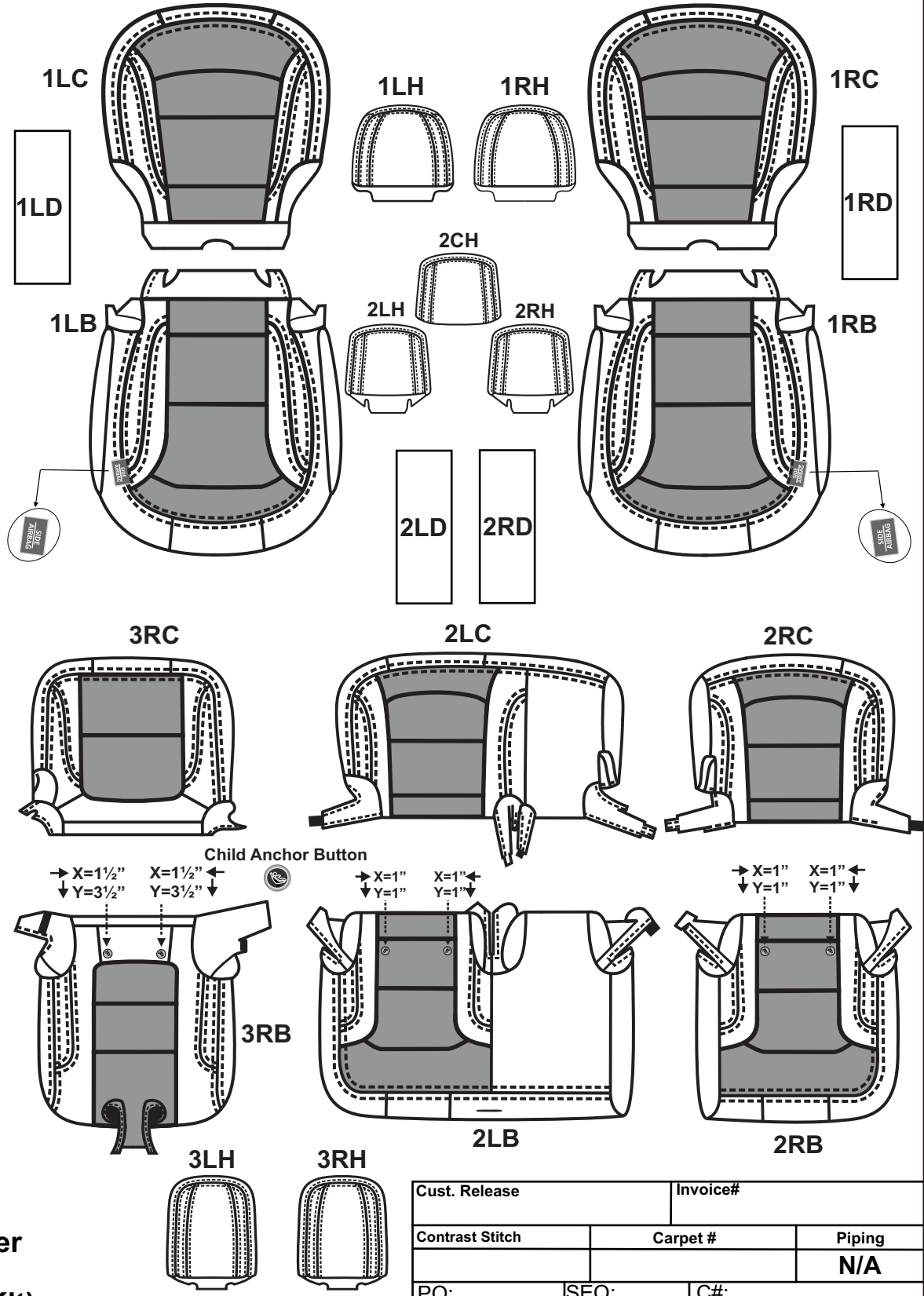
Release Required: This is a Special Order that is Non-Cancelable & Non-Returnable

- A Inserts**

 Perf. Option 
 Trim Color 
- B Combo**

 Second Color 
 Logo No. 
- C Body**

 Logo Colors 
- D Centers**

 Logo Location

F/H	R/H
F/B	R/B
- E Wings**

 Special Work Sheet 

Factory Two Tone = **N/A** Factory Perforated = **A**

FACTORY COLORS	RECOMMENDED COLORS
Ebony	001 Black
Med Light Camel	142 Saddle

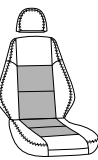


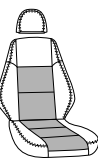


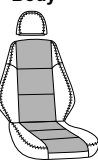

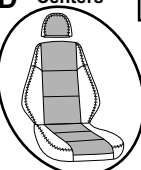


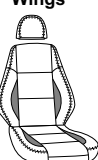

656447 C
 2016 Ford Explorer
 Base / XLT 3Row
 w/AB's (Q Value Kit)

Cust. Release		Invoice#	
Contrast Stitch	Carpet #		Piping
			N/A
PO:	SEQ:	C#:	

Shaded Areas Represent Two Tone.

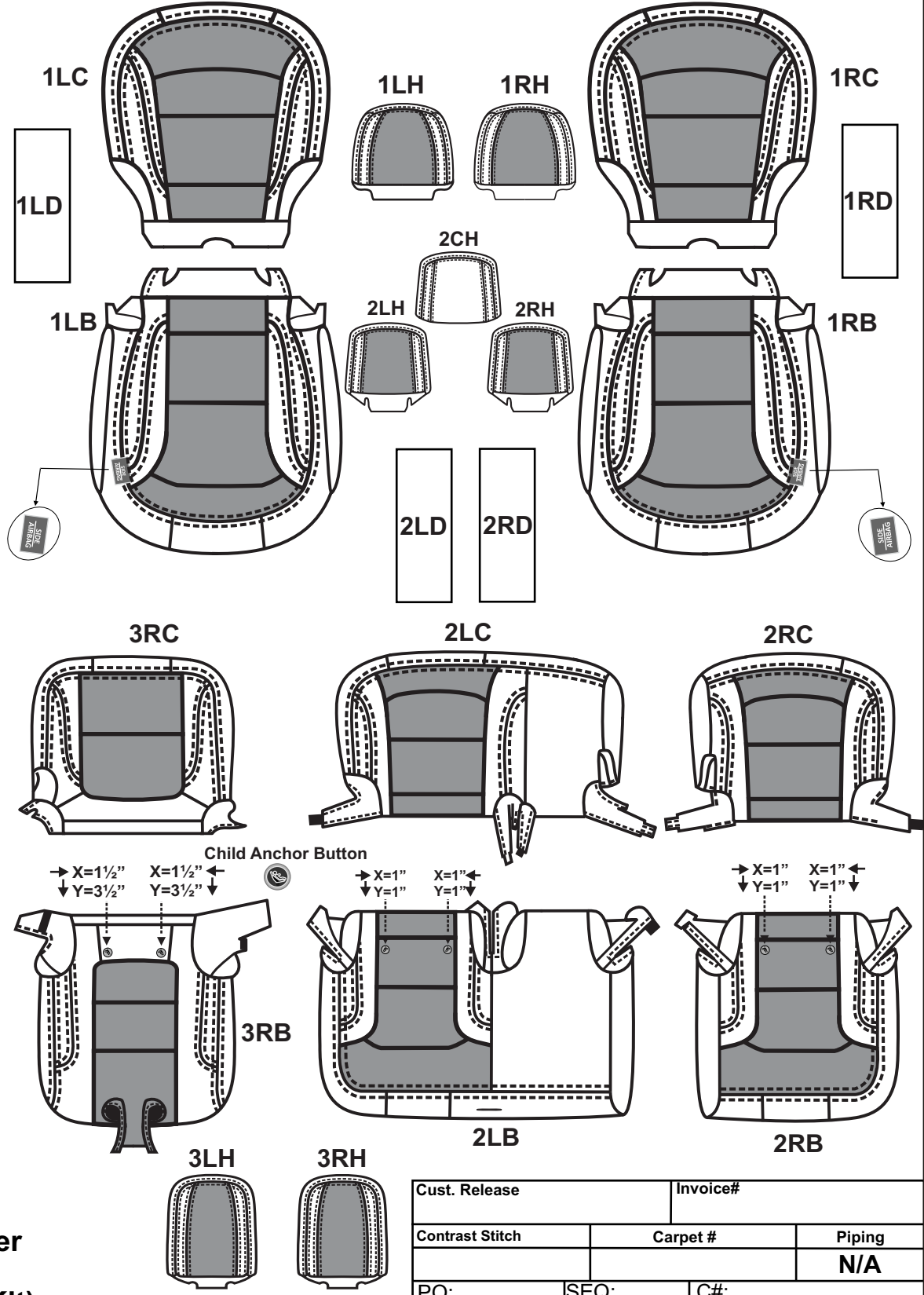
Release Required: This is a Special Order that is Non-Cancelable & Non-Returnable

- A Inserts**

 Perf. Option 
 Trim Color 
- B Combo**

 Second Color 
 Logo No. 
- C Body**

 Logo Colors 
- D Centers**

 Logo Location

F/H	R/H
F/B	R/B
- E Wings**

 Special Work Sheet 

Factory Two Tone = **N/A** Factory Perforated = **A**

FACTORY COLORS	RECOMMENDED COLORS
Ebony	001 Black
Med Light Camel	142 Saddle

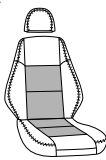


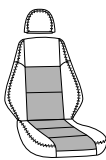


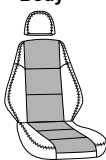

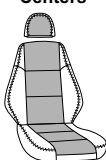




656447 D
 2016 Ford Explorer
 Base / XLT 3Row
 w/AB's (Q Value Kit)

Cust. Release		Invoice#	
Contrast Stitch	Carpet #		Piping
			N/A
PO:	SEQ:	C#:	

Shaded Areas Represent Two Tone.

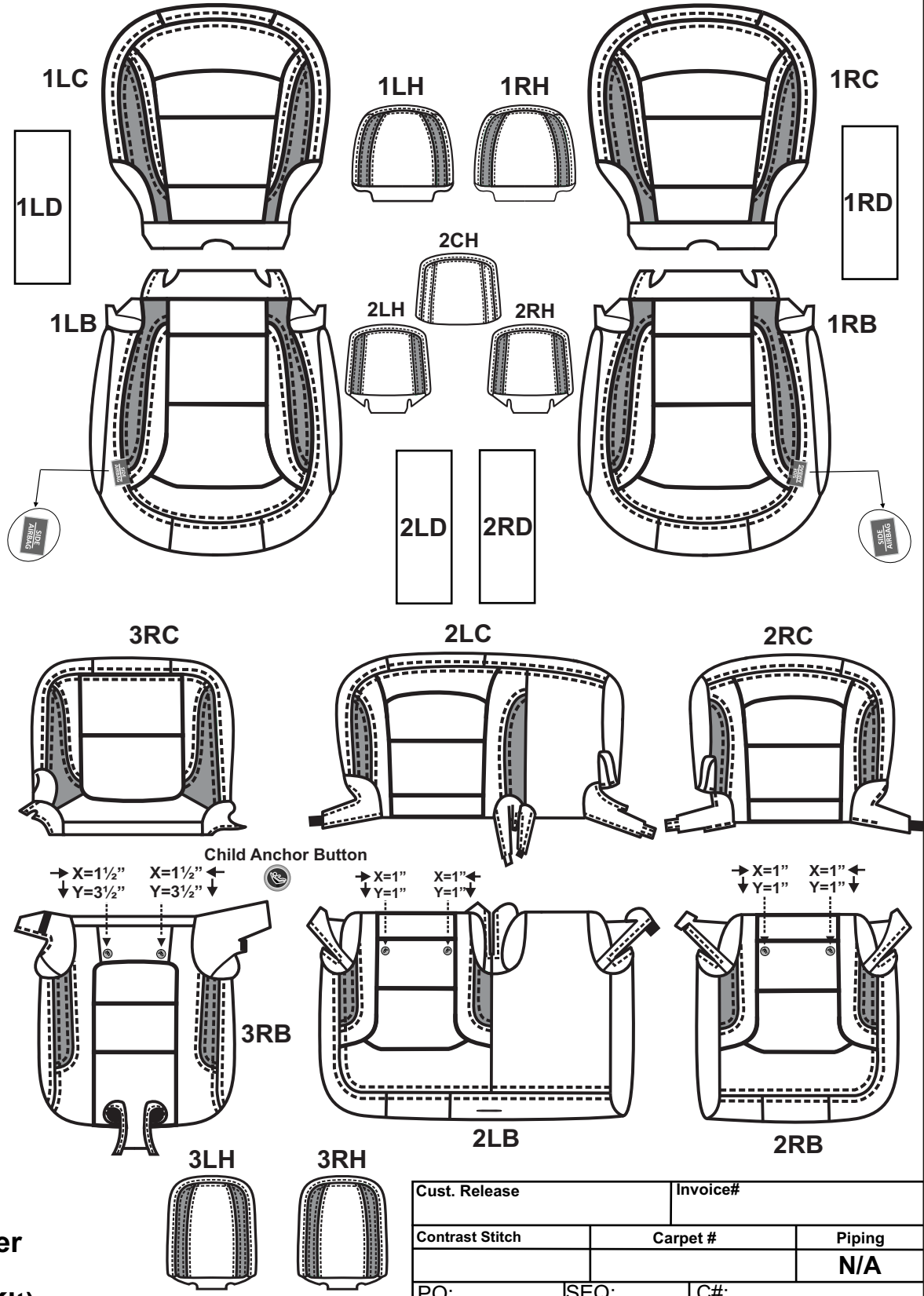
Release Required: This is a Special Order that is Non-Cancelable & Non-Returnable

- A Inserts**

 Perf. Option 
 Trim Color 
- B Combo**

 Second Color 
 Logo No. 
- C Body**

 Logo Colors 
- D Centers**

 Logo Location

F/H	R/H
F/B	R/B
- E Wings**

 Special Work Sheet 

Factory Two Tone = **N/A** Factory Perforated = **A**

FACTORY COLORS	RECOMMENDED COLORS
Ebony	001 Black
Med Light Camel	142 Saddle



656447 E
2016 Ford Explorer
Base / XLT 3Row
w/AB's (Q Value Kit)

Cust. Release		Invoice#	
Contrast Stitch	Carpet #		Piping
			N/A
PO:	SEQ:	C#:	

Shaded Areas Represent Two Tone.

Release Required: This is a Special Order that is Non-Cancelable & Non-Returnable